



Community mobilization

Lisa Fujie Parks, MPH
September 16, 2019

PREVENTION
INSTITUTE

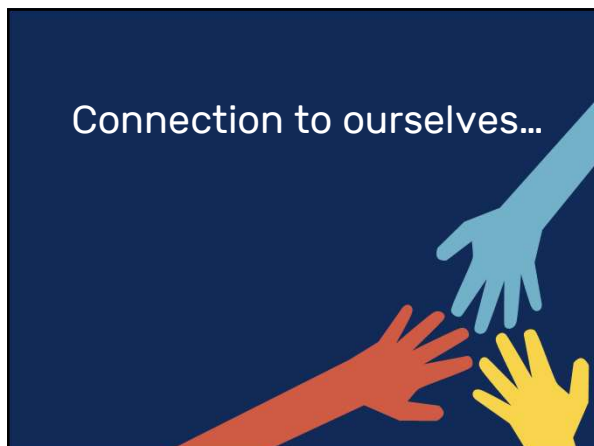
Community mobilization

- Community mobilization is a process for reaching out to different sectors of a community and creating partnerships in order to focus on, and ultimately address, a pressing issue.
- Similar or related terms include: community building, community engagement, coalition building, collective impact, etc.
- The underlying goal is to foster cooperation and resource sharing among community members, community organizations, and multiple sectors to facilitate positive change.

<https://www.hhs.gov/ash/oah/sites/default/files/takes-a-village.pdf>

2 PREVENTION
INSTITUTE

Connection to ourselves...


















































































Pair and small group discussion

In pairs: discuss each question (10 min). Then at your table, go around and have each person share a response to any of the questions (10 min).

1. How does this story relate to mobilizing a community?
2. In what ways is your community similar or different to the community in Stone Soup?
3. Have you had experiences like the monks, e.g., knocking on doors, only to have people/organizations/agencies ignore you or shut their windows?
4. What did the monks do (or not do) that helped to mobilize the community?

34 PREVENTION INSTITUTE

Stone Soup lessons

1. Invite people into something positive that meets needs and nourishes the community
2. Ask for what you need and want
3. Graciously accept what people can offer
4. Find your first brave and curious little girl, then engage in greater numbers from there
5. Cooperate with people to build on your efforts and create something bigger


35 PREVENTION INSTITUTE

1. Invite people into something positive that meets needs and nourishes the community



36 PREVENTION INSTITUTE

2. Ask for what you need and want



37 PREVENTION INSTITUTE

3. Graciously accept what people can offer



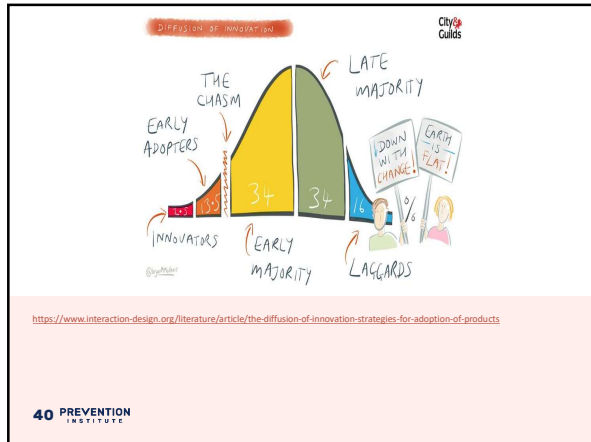
38 PREVENTION INSTITUTE

4. Find your first brave and curious little girl, then engage in greater numbers from there



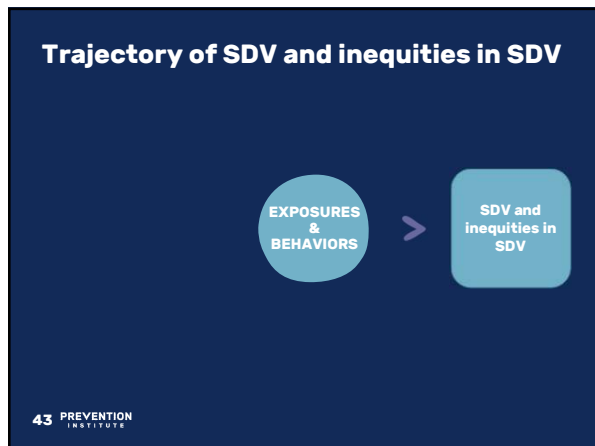
39 PREVENTION INSTITUTE



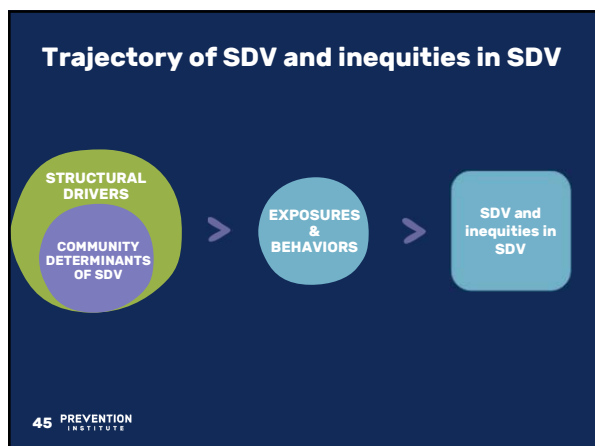


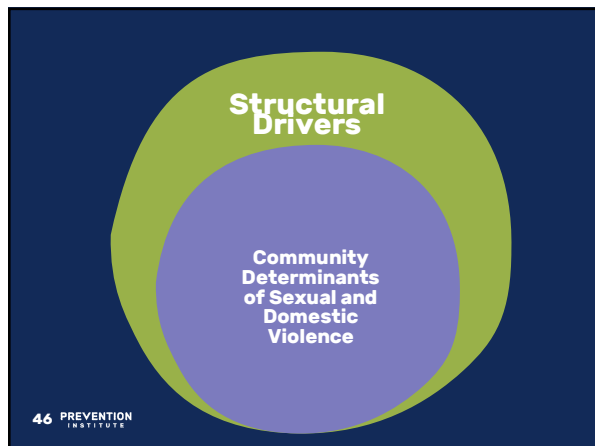










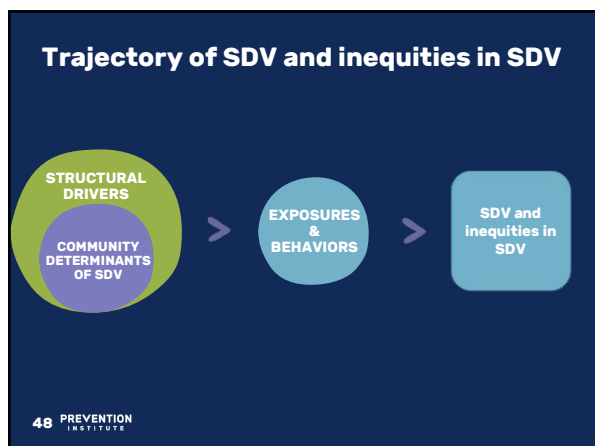


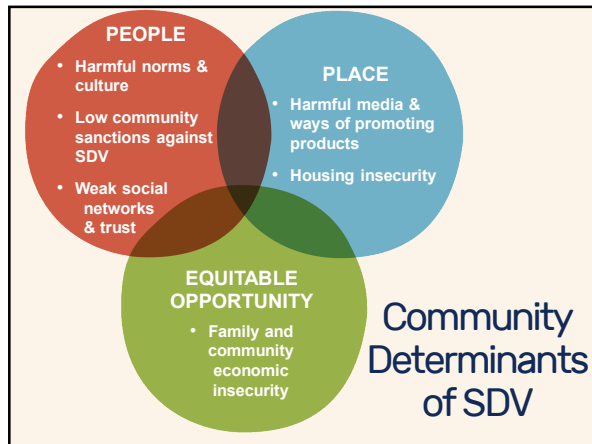
“

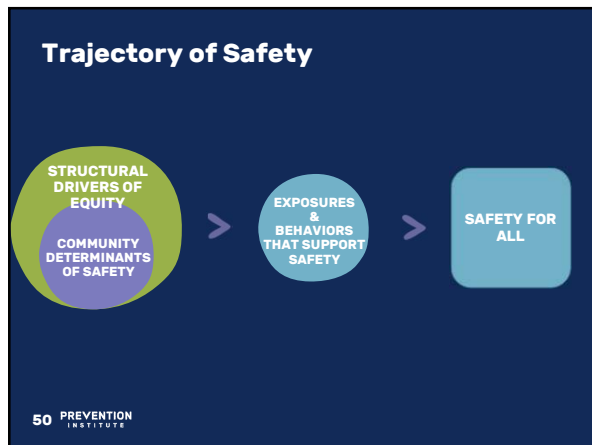
It is unreasonable to expect that people will change their behavior easily when so many forces in the social, cultural, and physical environment conspire against such change.

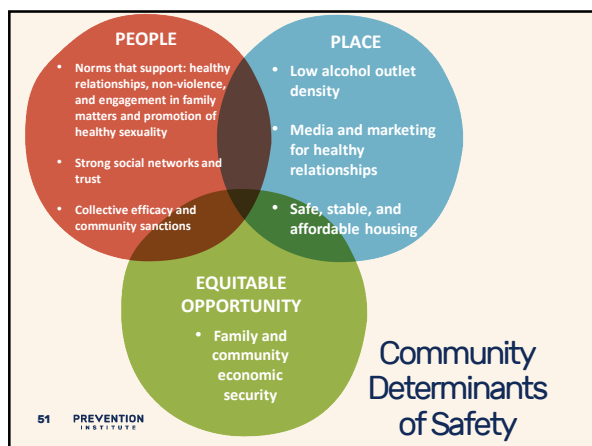
”

- Institute of Medicine










Implications of the trajectory to safety

1. SDV are community issues.
2. SDV can be prevented. People can learn to be safe in their relationships when they are exposed to conditions that support safety.
3. When people's needs are met (including opportunity, modeling/guidance, multi-generational healing), they can live in peaceful/nonviolent ways.
4. Racial, economic, gender and other forms of equity in communities support greater safety and reduced SDV by giving more and more people equitable access to the conditions that support safety.
5. Creating equitable communities that support safety will require engagement of the multiple sectors that shape community conditions.

52 PREVENTION
INSTITUTE

Collaborating to Prevent Violence

"The prevention of sexual and intimate partner violence requires the involvement and cooperation of multidisciplinary partnerships"
CDC, Continuing the Dialogue, 2019

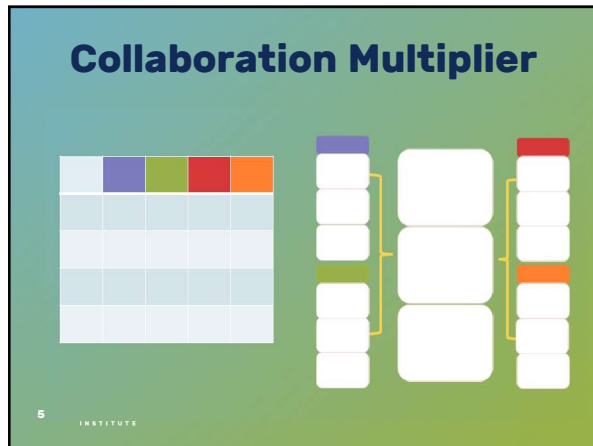


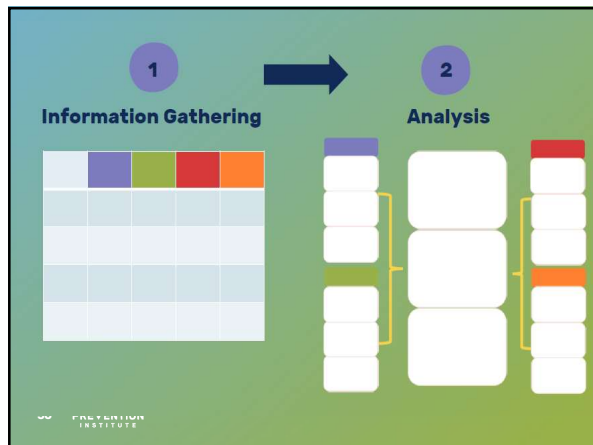
53 PREVENTION
INSTITUTE

**How do we
move beyond
the early
adopters?**



54 PREVENTION
INSTITUTE

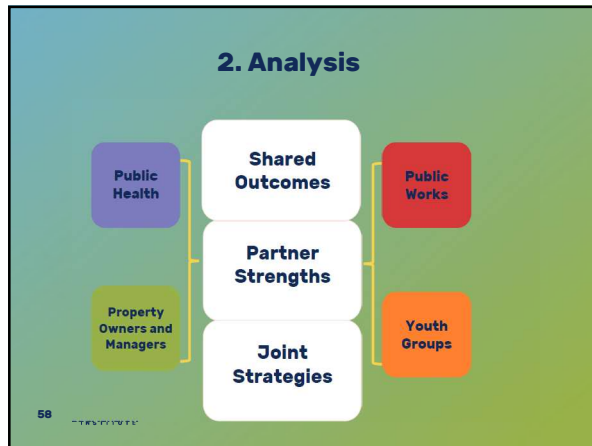


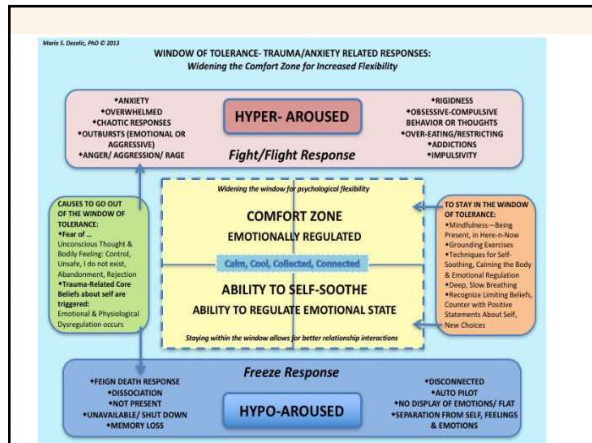


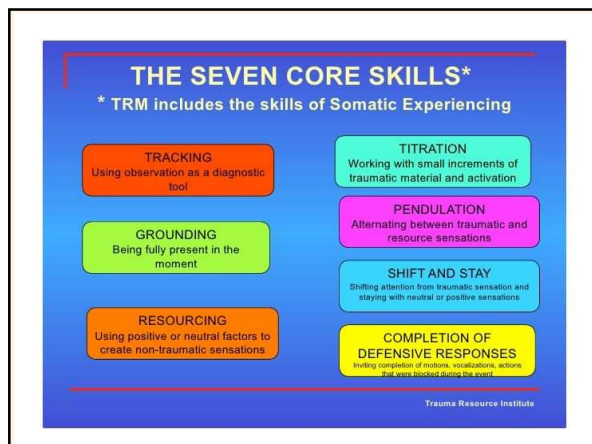
Information Gathering Categories

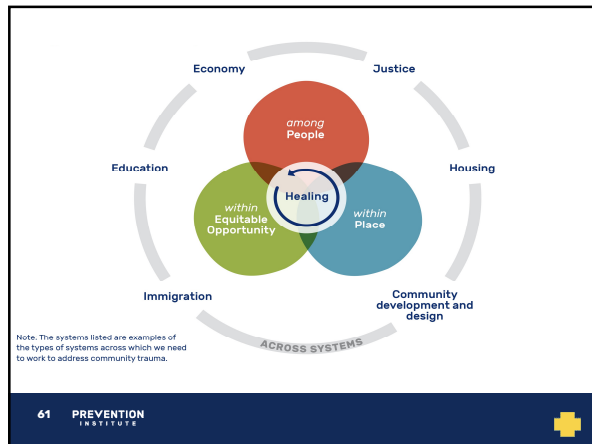
- Importance of this issue
- Mandate
- Organizational goals
- Expertise, assets, and strengths
- Strategies and activities

57 PREVENTION INSTITUTE audience and partners













"There is no such thing as a single-issue struggle, because we do not live single-issue lives."

Audre Lorde

ForHarriet.com

64 PREVENTION INSTITUTE

www.forharriet.com

Safety Through Connection Project



Year 1: planning and capacity building

- Quarter 1: Build shared understanding within the collaborative
- Quarter 2: Conduct a community assessment
- Quarter 3: Prioritize strategies
- Quarter 4: Formalize an ongoing commitment to the work and plan for implementation




East San Jose PEACE Partnership

<https://www.youtube.com/watch?v=Pm-akhnjks4&t=4s>



67 PREVENTION
INSTITUTE

**Let's make a
rain storm!**

68 PREVENTION
INSTITUTE

Recap...

1. Invite people into something positive that meets needs and nourishes the community
2. Ask for what we need and want
3. Graciously accept what people can offer

69 PREVENTION
INSTITUTE

Recap...

4. Find your first brave and curious little girl, then engage in greater numbers from there

- Engage sectors in a way that makes sense for them, rooted in a deep understanding of the drivers and interests of that sector.
- Apply our understanding of trauma and resilience to our partnerships and community dynamics and to build collaboratives and coalitions that promote resilience and healing.

5. Cooperate with people to build on your efforts and create something bigger

- Bridge SDV prevention and other health and social justice issues.
- Always apply principles of justice, equity, diversity, and inclusion.

70 PREVENTION INSTITUTE

Discussion

1. What resonated most about our time together this morning?
2. In what ways are you already mobilizing your communities?
3. What existing efforts and other assets can you build on to expand your community mobilization efforts?
4. What are you most excited about?
5. What questions and curiosities do you have?

71 PREVENTION INSTITUTE

**Let's look where we want to go
and go together!**



72 PREVENTION INSTITUTE
